

934 6

AFFIDAVIT SUBMITTED BY
Janie McCollum
Chief Deputy Treasurer

NAVARRO COUNTY TREASURER

STATE OF TEXAS


COUNTY OF NAVARRO

Before me, the undersigned authority, on this day personally appeared the following named persons, and after being duly sworn, deposes and says: Honorable H. M. Davenport, Jr., County Judge, Honorable Jason Grant, Commissioner Pct. 1, Honorable Eddie Perry, Commissioner Pct. 2, Honorable Eddie Moore, Commissioner Pct. 3, and Honorable James Olsen, Commissioner Pct. 4.

I, Jane McCollum, Navarro County Chief Deputy Treasurer, on this 22nd day of June, 2020 present to the Navarro County Commissioners Court the revised Monthly Financial Report for the month ending on May, 2020 for the court to review and approve. This report is in compliance with section 114.026 of the Local Government Code, so therefore we hereby execute this affidavit for publication.

With this signed affidavit, We the Commissioners Court, state that the requirements of Subsection (C) have been met with the examination of this report.

Signed and executed this 22nd day of June, 2020.


H. M. Davenport Jr. – County Judge



Eddie Perry – Commissioner Pct 2



James Olsen – Commissioner Pct 4


Jason Grant – Commissioner Pct 1


Eddie Moore – Commissioner Pct 3

SWORN AND SUBSCRIBED TO BEFORE ME, this 22nd day of June, 2020 by H. M. Davenport, Jr., Jason Grant, Eddie Perry, Eddie Moore, and James Olsen, in their official capacities as the members of the Navarro County Commissioners Court.


Sherry Dowd – Navarro County Clerk




935

NAVARRO COUNTY, TEXAS
REPORT OF CASH AND INVESTMENTS
FOR THE MONTH OF MAY, 2020

FUND	BEGINNING BALANCE	RECEIPTS	BANK INTEREST	DISBURSEMENTS	ENDING BALANCE	TEX POOL BEGINNING BAL	TEX POOL DEP/WD	TEX POOL INTEREST	TEX POOL ENDING BAL	TOTAL
GENERAL	11,801,649.08	760,264.41	6,262.54	2,610,073.86	9,958,102.17	882,222.76	-	564.33	882,787.09	10,840,889.26
COMMUNITY SUPERVISION	200,973.59	50,640.06	114.00	88,056.41	163,671.24	97,642.56	-	62.51	97,705.07	261,376.31
JUVENILE PROBATION	129,412.97	45,731.64	74.86	29,660.80	145,558.67	10,996.43	-	7.04	11,003.47	156,562.14
FLOOD CONTROL	1,558,020.71	3,655.50	858.74	3,000.00	1,559,534.95	2,265.56	-	1.48	2,267.04	1,561,801.99
ROAD & BRIDGE - PCT 1	773,916.24	84,093.94	420.92	198,296.38	660,134.72	32,682.40	-	20.91	32,703.31	692,838.03
ROAD & BRIDGE - PCT 2	633,319.73	36,984.30	329.26	120,883.52	549,749.77	81,047.64	-	51.85	81,099.49	630,849.26
ROAD & BRIDGE - PCT 3	1,234,407.95	42,753.63	675.26	87,441.10	1,190,395.74	69,332.32	-	44.36	69,376.68	1,259,772.42
ROAD & BRIDGE - PCT 4	1,522,676.57	37,584.29	826.04	137,088.65	1,423,998.25	80,271.53	-	51.35	80,322.88	1,504,321.13
H.I.D.T.A.	61,865.64	328,057.96	34.06	328,057.96	61,899.70	-	-	-	-	61,899.70
H.I.D.T.A. SEIZURE	31,570.38	-	17.38	-	31,587.76	1,781.08	-	1.14	1,782.22	33,369.98
DEBT SERVICE	530,741.29	7,571.97	294.89	-	538,608.15	2,289.31	-	1.48	2,290.79	540,898.94
CAPITAL PROJECTS	3,531.20	-	1.94	-	3,533.14	10,848.04	-	6.94	10,854.98	14,388.12
SHERIFF STATE SEIZURE	82,738.91	-	45.55	-	82,784.46	54.05	-	-	54.05	82,838.51
DISTRICT ATTY FORF	113,708.64	-	63.78	1,367.69	112,404.73	117,940.97	-	75.47	118,016.44	230,421.17
HEALTH INSURANCE	650,417.18	293,416.42	238.52	589,648.58	354,423.54	12,559.55	-	8.01	12,567.56	366,991.10
ECONOMIC DEVELOPMENT	-	-	-	-	-	2,256.73	-	1.47	2,258.20	2,258.20
TRUST	1,830,995.88	8,913.15	1,048.04	14,026.12	1,826,930.95	275,297.82	-	176.06	275,473.88	2,102,404.83
LAKE TRUST	240.88	-	0.13	-	241.01	99,973.42	-	63.93	100,037.35	100,278.36
REVOLVING & CLEARING	2,134,491.44	304,664.09	1,220.22	310,676.13	2,129,699.62	802.21	-	0.56	802.77	2,130,502.39
PAYROLL FUND	14,812.01	903,552.26	47.44	903,926.76	14,484.95	-	-	-	-	14,484.95
DISBURSEMENT FUND	97,292.79	3,327,599.15	379.73	3,327,727.49	97,544.18	-	-	-	-	97,544.18
2014 GO BONDS	101,158.59	-	55.69	-	101,214.28	-	-	-	-	101,214.28
SPECIAL REVENUE	628.71	2,207.92	0.35	2,207.92	629.06	-	-	-	-	629.06
SHERIFF FED SEIZURE	190,210.94	-	104.72	-	190,315.66	-	-	-	-	190,315.66
ELECTION CONTRACT	40,406.50	-	-	-	40,406.50	-	-	-	-	40,406.50
TOTAL	23,739,187.82	6,237,690.69	13,114.06	8,752,139.37	21,237,853.20	1,780,264.38	-	1,138.89	1,781,403.27	23,019,256.47

	CURRENT MONTH	YTD
INTEREST EARNED:	14,252.95	98,108.61


Prepared By: Jane McCollum / Chief Deputy Treasurer

6/9/2020
Date